





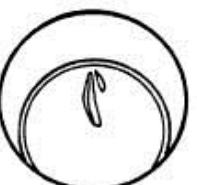

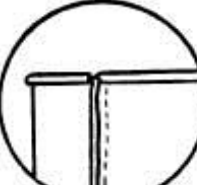







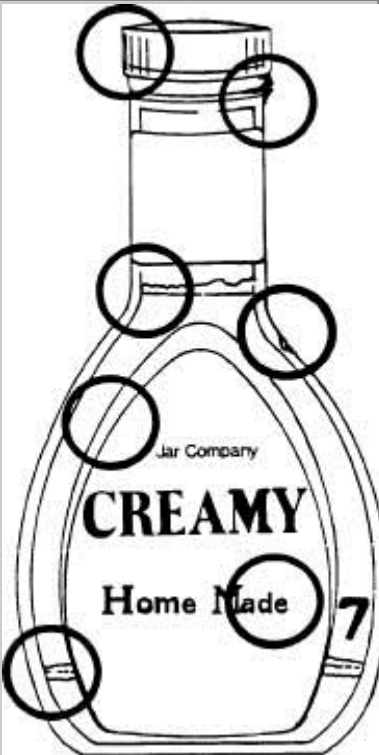
Evaluation of Cans

Discard Cans With:

Severe dents on side seams	1			8	Leaks
Sharp dents parallel to rim	2			9	Bulges or puffed ends
Sharp dents in the sides that prevent stacking	3			10	Ends that give or flip and bulge on the other end when pushed
Buckled or pinched tops and bottoms	4			11	Bent rims or severe dents on the rims, seams
Side seams incomplete "blown out" or miswelded	5			12	Cuts or mis-formed rims and loose tops
Dirt under pull tabs	6			13	No labels
Pits or pinholes	7			14	Rust that won't rub off

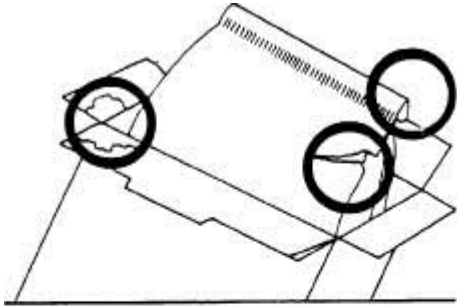
Evaluation of Glass Food Containers

Discard Jars With:

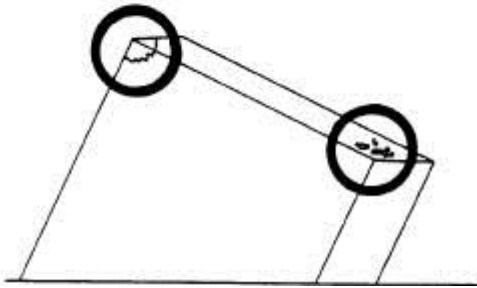
<p>Loose caps or bulged safety seals</p>	<p>1</p>		<p>5</p> <p>Dirt, webs, insect skins or evidence of submersion or leaks on screws</p>
<p>Foreign objects or unusual product separation</p>	<p>2</p>		<p>6</p> <p>Cracks or chips</p>
<p>Incomplete, missing or illegible labels</p>	<p>3</p>		<p>7</p> <p>Home canned goods</p>
<p>Mold (which can be long, stringy, clumpy or ropy; often white or dark)</p>	<p>4</p>		<p>7</p>

Evaluation of Boxed and Dry Package Containers

Boxes with Inner Bag



- Look for contaminants on box
- Look at inner bag and discard if it is:
 - Torn, leaking or contaminated
 - Has imperfect or leaking seals
 - Has moldy or foreign objects inside
- To save good inner bags of food from damaged box, place inner bag into plastic bag and insert label.



Boxes without Inner Bag

- Do not use if opened
- Look for contaminants on box
- Look for insects, insect skins, webs, chaff or moving pieces

Evaluation of Bagged and Sacked Food Containers

Discard Bags or Sacks With:

Rips, tears, punctures or holes	1		<p>Insect Damage Look carefully for:</p> <ul style="list-style-type: none"> -Bugs in seams -Bore holes -Movement or spots in products -Insect skins or chaff in bottom of container
Rodent droppings or urine stains (use black light)	3		<p>2</p>
Rodent gnaw marks	4		
Spills or stains from any unknown source or any contaminant	5		<p>6</p>